



Update
August 2024

WASTE SORTING SIGNAGE **TRIMAN** user guide

BUILDING AND CONSTRUCTION PRODUCTS





Contents

1 Regulations	3	3 Rules of use	12
General rules	3	The protected area and prohibitions	13
The product categories concerned	4	Colours and fonts	14
A reminder of the decrees and exceptions	5	Dimensions for versions with 3 pictograms	15
2 The waste sorting logo	6	4 Examples of use	16
The TRIMAN logo	7	Examples of use	17
Waste sorting elements	8		
A label for each product category	9		



1

Regulations

For more information about the scope of products covered by Ecomaison, visit the [Services Area](#)



Regulations

General rules

Who is required to use the TRIMAN logo & labels?

As part of the French “Anti-waste for a circular economy law” (AGEC), the extended producer responsibility (EPR) scheme was extended to building and construction products (B&C) on January 1st, 2022.

All manufacturers, distributors and importers of building and construction products for use in the building sector are required to display waste sorting information, also known as TRIMAN, on their products in order to inform consumers, whether private individuals or professionals, on how to correctly dispose of the product.



Article L. 541-9-3 of the French Environmental Code stipulates that any product placed on the market for household use, excluding household glass packaging for drinks, must include signage to inform the consumer that this product is subject to sorting regulations.

Click here for [Article L. 541-9-3 of the French Environmental Code](#)



Where should it be displayed?

This label consists of the TRIMAN logo and information on how to sort or dispose of any waste from the product, and must be placed as close as possible to the product, either:

- on the product itself;
- on the product packaging;
- or in the documentation supplied with the product.

Such information may also be provided on the website, but this does not replace any of the three elements listed above.

If different waste sorting procedures apply to different elements of the product, these procedures should be detailed for each element.

Deadlines for introducing the TRIMAN logo

The obligation to display the TRIMAN logo came into force when the labelling system was validated by the public authorities on 28 September 2023. This means that manufacturers and producers of building and construction materials now have 12 months to comply with the waste sorting information requirements. After this time, they will no longer be able to produce such products without displaying the TRIMAN logo. However, products manufactured or imported before the TRIMAN validation date may continue to be marketed for up to 18 months after the validation date.

Sept. 28th 2023

TRIMAN EPR B&C P validated by the authorities



Introduction of the TRIMAN logo to be displayed on products



Sept. 28th 2024

Products and materials can no longer be marketed without the TRIMAN logo

March. 28th 2025

Deadline for selling off products and materials without the TRIMAN logo



Regulations

Reminder of the decrees and exceptions

► Reminder of the decrees

Décret n° 2014-1577 du 23 décembre 2014
on the common labelling of recyclable products
subject to waste sorting requirements

Loi n° 2020-105 du 10 février 2020
on waste prevention and circular economy:
Article 17

Décret n° 2021-835 du 29 juin 2021
on informing consumers about the rules for sorting
waste from products subject to the principle of
extended producer responsibility (EPR)

► Exceptions

However, there are exceptions to the rules on
displaying the TRIMAN logo and waste sorting
information:

■ **if the surface area of the largest side of a product or its packaging is between 10 and 20 cm²:** the waste sorting info may be provided in electronic format (e.g. QR code), but the TRIMAN logo must be displayed on the product;

■ **if the surface area of the largest side of a product or its packaging is less than 10 cm²:** the TRIMAN logo/label and waste sorting information may be provided in electronic format (e.g. QR code).



For cylindrical or spherical products or packaging, the 10 and 20 cm² surface areas are increased to 20 and 40 cm².



2

The waste
sorting logo



The waste sorting logo

The TRIMAN logo

A “Grenelle Environment Round-table” commitment, the TRIMAN logo came into force on January 1st, 2015, following the publication of the Decree of December 23rd, 2014 introducing a common label and logo for all products governed by a waste sorting directive.

► The TRIMAN logo explained

The TRIMAN logo is made up of three **strictly inseparable graphic elements**.



A human silhouette symbolising the act of sorting waste and reminding us of the central role of consumers in this process.

A circular arrow around the silhouette to symbolise recycling.

Three arrows symbolising waste sorting to ensure waste is processed correctly.



Sorting signage

Message and instructions

► A human silhouette

symbolising the act of sorting waste and reminding us of the central role of consumers in this process.

► Guidelines

Consumers must be presented with 3 solutions to give used products a second life, depending on the product category.



Adresses sur quefairedemesdechets.fr

► Message

The message should point consumers in the right direction when it comes to disposing of products: sorting, which is essential, reusing and recycling.

► Que faire de mes déchets?

This ADEME website provides information on waste sorting solutions and disposal options for each type of waste. This information must be provided.



Sorting signage

Consumer information for disposing of materials



Adresses sur quefairedemesdechets.fr

► How to dispose of waste

Dedicated to private individuals, this search engine provided by the ADEME lists all the waste sorting solutions available and the location of collection points for each type of waste.

Consumers can quickly and easily find all the solutions they need to dispose of their products and materials at the end of their life, depending on where they live.

[Quefairedemesdechets.fr](http://quefairedemesdechets.fr)





Regulations

The product categories concerned

Construction products and materials for the building sector (B&C P) are divided into 2 categories: inert and non-inert.

► Category 1

Inert materials are products and materials consisting mainly of minerals:

- Concrete and mortar or their constituents (aggregates, sand, cement, additives, etc.);
- Lime;
- Limestone, granite, sandstone and volcanic rock;
- Slate;
- Bituminous mixtures or constituents of bituminous mixtures, excluding bituminous membranes;
- Aggregates;
- Ceramics;
- Construction products and materials of mineral origin not listed in another group in this category.

► Category 2

Non-inert products and materials are divided into 9 groups:

- Metals;
- Wood;
- Mortars, renders, paints, varnishes & resins (decorative products);
- Windows, doors, glazing and associated products;
- Gypsum (plaster) and similar products;
- Plastics;
- Bitumen;
- Mineral wools;
- Animal or plant-based products or other materials not listed in another group in this category.



Only products that can be purchased by private individuals are subject to this labelling requirement. Products sold directly to professionals, or sold exclusively through distribution channels for 100% professional customers, are not subject to this requirement.



Regulations

A label for each product category

Depending on the category of products and materials placed on the market, one of the two TRIMAN labels should be used.

Category 1

Inert materials are products and materials consisting mainly of minerals:



Adresses sur quefairedemesdechets.fr

- Concrete and mortar or their constituents (aggregates, sand, cement, additives, etc.);
- Lime;
- Limestone, granite, sandstone and volcanic rock;
- Terracotta or earthenware;
- Slate;
- Bituminous mixtures or constituents of bituminous mixtures, excluding bituminous membranes;
- Aggregates;
- Aggregates;
- Ceramics;
- Construction products and materials of mineral origin not listed in another group in this category.

Category 2

Non-inert products and materials are divided into 9 groups:



Adresses sur quefairedemesdechets.fr

- Metals;
- Wood;
- Mortars, renders, paints, varnishes & resins (decorative products);
- Windows, doors, glazing and associated products;
- Gypsum (plaster) and similar products;
- Plastics;
- Bitumen;
- Mineral wools;
- Animal or plant-based products or other materials not listed in another group in this category.



The association between the TRIMAN instructions and the material categories is a recommendation.

Producers or manufacturers of products or materials in one category may include instructions relating to the other category if this is considered appropriate, in particular to encourage the re-use of the products or materials.



3

Rules of use



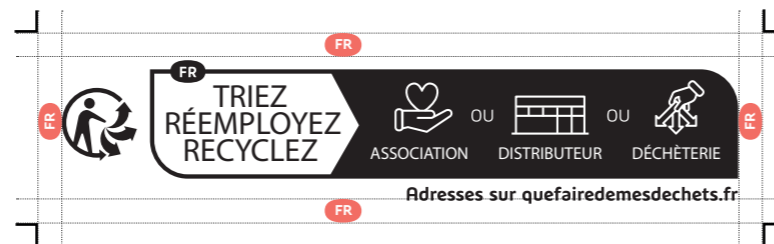
Rules of use

Protected area and prohibitions

Protected area

This is defined in relation to the size of the “FR” bubble. It represents a space around the TRIMAN logo and the information label in which no graphic element (text, images, etc.) may appear.

Protected area



It is prohibited to

- 1 Change the colour of the TRIMAN logo. It must remain in the same colour as the info label.
- 2 Use the info label without the TRIMAN logo.
- 3 Change the position of the TRIMAN logo.
- 4 Change the size of the TRIMAN logo.
- 5 Change the proportions of the label and logo.

Prohibited





Rules of use

Colours and fonts

A range of sizes and colours are available so you can choose the right waste sorting labels to suit your needs.

► Colour version


► Black monochrome version

This monochrome version is suitable for the majority of printing situations.

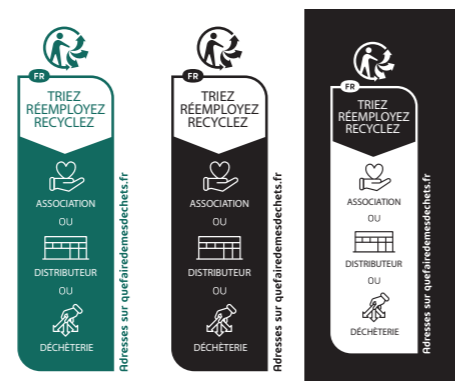
► White version

If the label is to be displayed on a coloured background, the white version must be used.

► Horizontal

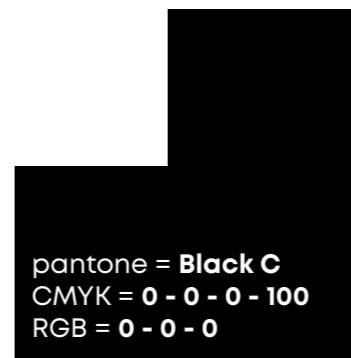


► Vertical



► Colours

pantone = **562C**
CMYK = **85 - 35 - 60 - 25**
RGB = **15 - 105 - 95**



► Typography

The Ecomob font was used to create this signage.



The texts are not intended to be modified: the font has been formatted for optimum use of the graphic elements.

+ The default files are available in the kit supplied by OCA Bâtiment. These include horizontal and vertical versions in both colours in Illustrator, PDF and PNG formats.



Rules of use

Dimensions for versions with 3 pictograms

Minimum size

ADEME recommends **minimum sizes for use of the TRIMAN logo** in the original usage charter for sorting signage:

- ▶ 10 mm for the standard version
- ▶ 6 mm for the compact version

Standard version

Priority should be given to the standard horizontal or standard vertical versions.

Compact version

The compact horizontal and compact vertical versions should only be used where space is limited. These versions cannot be reduced in size.

In case of enlargement, the elements that make up the label (TRIMAN + pictogram label + web address) are inseparable and must be enlarged proportionally.


Standard horizontal version




Compact horizontal version



Standard vertical version



Compact vertical version



The dimensions given in this guide are recommendations only. You can therefore change the size of the label. However, please note that the law requires that the TRIMAN logo and label remain sufficiently visible to inform customers.



4

Examples of use



Examples of use

Examples of use

The waste sorting label, consisting of the TRIMAN logo and information on how to sort the waste, must be placed as close as possible to the product:

- ▶ on the product itself;
- ▶ on the product packaging;
- ▶ or in the documentation supplied with the product.

Here are some examples that comply with the regulations.

▶ Product

The TRIMAN logo & label can be applied directly to the product, e.g. using a sticker.



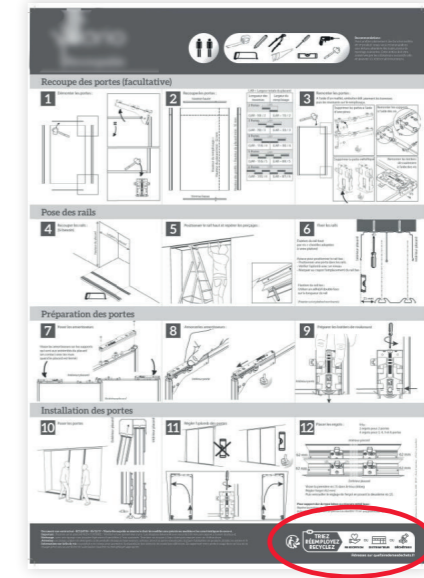
▶ Product packaging

The black monochrome version is recommended for this type of packaging.



▶ User

For assembly instructions, user guides, manuals, etc., we recommend using the black monochrome version due to the printing limitations of this type of media.



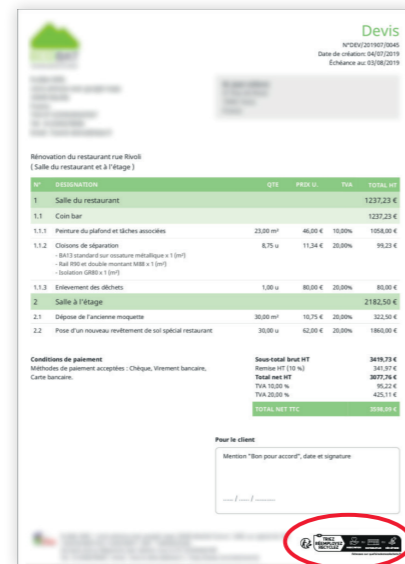


Examples of use

The information may be included on invoices, quotations, catalogues and websites, but does not replace the requirement to include it on the product or its packaging, or on other documentation supplied with the product, where this is possible.

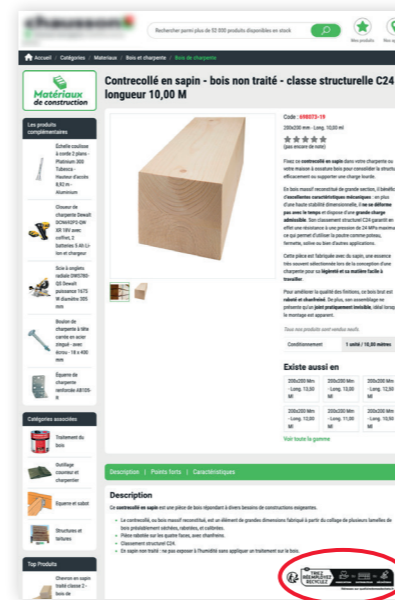
Quotation

For quotations, order forms and invoices, we recommend using the monochrome version due to the printing limitations of this type of media.



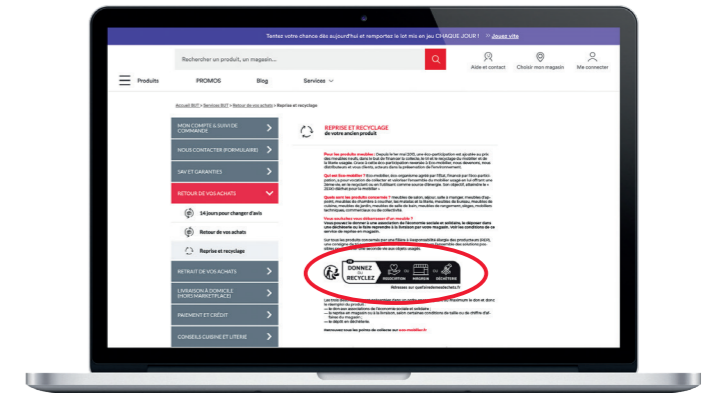
Catalogue

For catalogues, we recommend the use of the black monochrome version showing the required information at the bottom of the page.



Website

We recommend using the black monochrome version on the manufacturer's, distributor's or importer's website (e.g. on the product information sheet).



Always on your side to facilitate your compliance on the French market

**DOWNLOAD
THE TRIMAN SORTING SIGNAGE**



Please get in touch
if you have any questions:

+33(0) 175 446 000



contact@ecomaison.com

